



# APPROVAL SHEET

Customer: \_\_\_\_\_

Part No.: \_\_\_\_\_

Description: AC TRANSFORMER

Model No.: 32HT70-WP

Designed No.: S0701215

Date: 2007/1/11

<b>Customer:</b>	<b>MISCO/MINNEAPOLIS SPEAKER CO., INC.</b>		
Approved By	Approved By	Checked By	Designed By

Ref. No:	Date	Description
1-0	2007/1/11	NEW

\*\*\* Please return us one copy your signed specification after you approved of it. Thanks!

MISCO/MINNEAPOLIS SPEAKER CO., INC.  
 2637 32ND AVENUE SOUTH  
 MINNEAPOLIS, MN 55406  
 PH: 612-825-1010 FAX: 612-825-7010

Model No: **32HT70-WP**

**ELECTRICAL & MECHANICAL SPECIFICATIONS**

**1. ELECTRICAL SPECIFICATIONS**

1.1.DC RESISTANCE ( $\Omega \pm 15\%$ )

C-32W	C-16W	C-8W	(4 $\Omega$ )	(8 $\Omega$ )
<b>7.60</b>	<b>10.8</b>	<b>15.10</b>	<b>0.310</b>	<b>0.400</b>

1.2.IMPEDANCE (K $\Omega \pm 15\%$ )

C-32W	C-16W	C-8W	4 $\Omega$
<b>0.162</b>	<b>0.330</b>	<b>0.670</b>	

C-32W	C-16W	C-8W	8 $\Omega$
<b>0.166</b>	<b>0.340</b>	<b>0.690</b>	

1.3.HIGH-POT:

**1500V** Vac **5** mA **1** Min, Between coil to core.

**2.MECHANICAL SPECIFICATIONS**

2.1.Dimensions (L\*W\*H)mm **144.0\*82.5\*81.0**

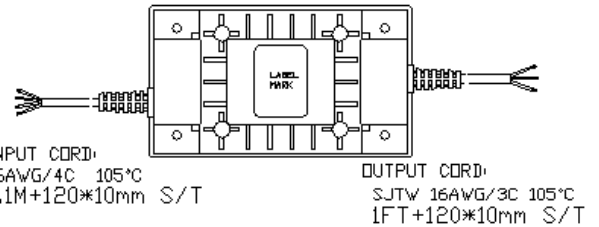
2.1.Weight (g) **2060**

2.1.Environment:

2.1.Operating Temperature: **(0 $\boxtimes$  To 25 $\boxtimes$ )**

2.1.Storage Temperature: **(-20 $\boxtimes$  To 70 $\boxtimes$ )**

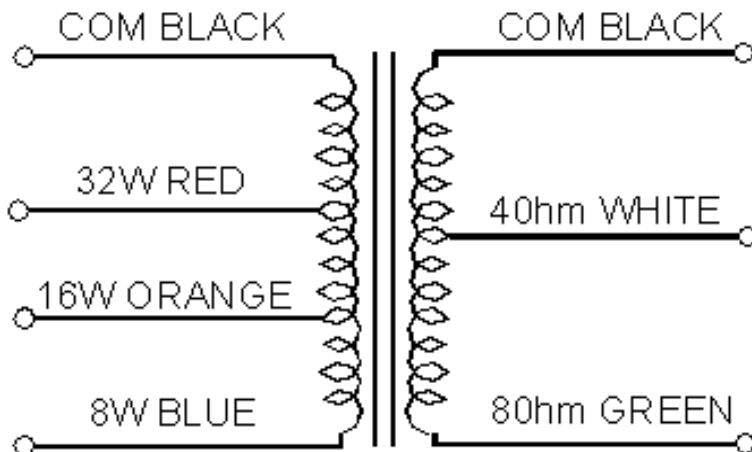
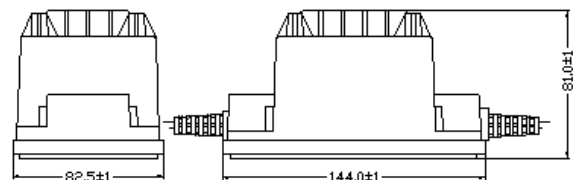
2.1.Relative Temperature: 40  $\pm$ 2



**3.RELATIVE HUMIDITY: 90% RH**

PRIMARY:

SECONDARY:



MISCO/MINNEAPOLIS SPEAKER CO., INC.  
 2637 32ND AVENUE SOUTH  
 MINNEAPOLIS, MN 55406  
 PH: 612-825-1010 FAX: 612-825-7010



Model No: **32HT70-WP**

**CONSTRUCTION DATE FORM**

ITEM	DESCRIPTION	MATERIAL	APPROVED BY
1.	LABEL	POLYESTER	UL
2.	TRANSFORMER	INSULATION CLASS B	
2.1.	BOBBIN	NYLON-66	UL
2.2.	WINDING	MAGNET WIRE	UL
2.3.	CORE	SILICON STEEL	
2.4.	INPUT CORD	16AWG*4C, Direct Burial, 600 Volts, TFFN Insulation	UL
2.5.	OUTPUT CORD	SJTW 16AWG*3C	UL
3.	EPOXY	WK-901B	UL

CUSTOMER \_\_\_\_\_

DATE: 2007/1/11 \_\_\_\_\_

MODEL NO: **32HT70-WP**

DESIGNED NO: S0701215 \_\_\_\_\_

**A. DC RESISTANCE ( $\Omega \pm 15\%$ )**

PIN	C-32W	C-16W	C-8W	(C)- (4 $\Omega$ )	(C)-(8 $\Omega$ )
COLOR	RED	BROWN	GREEN	BLACK- WITH	BLACK-GREEN
DCR	7.60	10.8	15.10	0.310	0.400
1	DCR				
2	DCR				
3	DCR				
4	DCR				
5	DCR				

**B. IMPEDANCE (K  $\Omega \pm 15\%$ )**

PIN	C-32W	C-16W	C-8W	(C)-4 $\Omega$	C-32W	C-16W	C-8W	(C)- 8 $\Omega$
COLOR	RED	BROWN	GREEN	BLACK- WITH	RED	BROWN	GREEN	BLACK- GREEN
DCR	0.162	0.330	0.670		0.166	0.340	0.690	
1	DCR							
2	DCR							
3	DCR							
4	DCR							
5	DCR							

**C. HIGH-POT:**

**1500Vac 5mA 1Min, Between coil to core.**